


General information about company	
Scrip code	539594
NSE Symbol	
MSEI Symbol	
ISIN	INE094S01033
Name of the company	Mishtann Foods Limited
Whether company is SME	No
Class of Security	Equity Shares
Type of report	Quarterly
Quarter Ended / Half year ended/Date of Report (For Prelisting / Allotment)	30-09-2018
Date of allotment / extinguishment (in case Capital Restructuring selected) / Listing Date	
Shareholding pattern filed under	Regulation 31 (1) (b)



Declaration					
Sr. No.	Particular	Yes/No	Promoter and Promoter Group	Public shareholder	Non Promoter-Non Public
1	Whether the Listed Entity has issued any partly paid up shares?	No	No	No	No
2	Whether the Listed Entity has issued any Convertible Securities ?	No	No	No	No
3	Whether the Listed Entity has issued any Warrants ?	No	No	No	No
4	Whether the Listed Entity has any shares against which depository receipts are issued?	No	No	No	No
5	Whether the Listed Entity has any shares in locked-in?	Yes	Yes	Yes	No
6	Whether any shares held by promoters are pledge or otherwise encumbered?	No	No		
7	Whether company has equity shares with differential voting rights?	No	No	No	No

*H. Patel*





Table I - Summary Statement holding of specified securities											
Category (I)	Category of shareholder (II)	Nos. Of shareholders (III)	No. of fully paid up equity shares held (IV)	No. Of Partly paid-up equity shares held (V)	No. Of shares underlying Depository Receipts (VI)	Total nos. shares held (VII) = (IV)+ (V)+ (VI)	Shareholding as a % of total no. of shares (calculated as per SCRR, 1957) (VIII) As a % of (A+B+C2)	Number of Voting Rights held in each class of securities (IX)			
								No of Voting (XIV) Rights			Total as a % of (A+B+C)
								Class eg: X	Class eg:y	Total	
(A)	Promoter & Promoter Group	5	24644300			24644300	49.29	24644300		24644300	49.29
(B)	Public	631	25355700			25355700	50.71	25355700		25355700	50.71
(C)	Non Promoter- Non Public										
(C1)	Shares underlying DRs										
(C2)	Shares held by Employee Trusts										
	Total	636	50000000			50000000	100	50000000		50000000	100

*H. P. Patel*



Table I - Summary Statement holding of specified securities

Category (I)	Category of shareholder (II)	No. Of Shares Underlying Outstanding convertible securities (X)	No. of Shares Underlying Outstanding Warrants (Xi)	No. Of Shares Underlying Outstanding convertible securities and No. Of Warrants (Xi) (a)	Shareholding , as a % assuming full conversion of convertible securities ( as a percentage of diluted share capital) (X1)= (VII)+(X) As a % of (A+B+C2)	Number of Locked in shares (XII)		Number of Shares pledged or otherwise encumbered (XIII)		Number of equity shares held in dematerialized form (XIV)
						No. (a)	As a % of total Shares held (b)	No. (a)	As a % of total Shares held (b)	
(A)	Promoter & Promoter Group				49.29	23626400	95.87			24644300
(B)	Public				50.71	21915854	86.43			24960565
(C)	Non Promoter- Non Public									
(C1)	Shares underlying DRs									
(C2)	Shares held by Employee Trusts									
	Total				100	45542254	91.08			49604865







Table II - Statement showing shareholding pattern of the Promoter and Promoter Group											
Sr.	Category & Name of the Shareholders (I)	Nos. Of shareholders (III)	No. of fully paid up equity shares held (IV)	No. Of Partly paid-up equity shares held (V)	No. Of shares underlying Depository Receipts (VI)	Total nos. shares held (VII) = (IV)+ (V)+ (VI)	Shareholding as a % of total no. of shares (calculated as per SCRR, 1957) (VIII) As a % of (A+B+C2)	Number of Voting Rights held in each class of securities (IX)			
								No of Voting (XIV) Rights			Total as a % of Total Voting rights
								Class eg: X	Class eg:y	Total	
A	Table II - Statement showing shareholding pattern of the Promoter and Promoter Group										
(1)	Indian										
(a)	Individuals/Hindu undivided Family	5	24644300			24644300	49.29	24644300		24644300	49.29
Sub-Total (A)(1)		5	24644300			24644300	49.29	24644300		24644300	49.29
(2)	Foreign										
Total Shareholding of Promoter and Promoter Group (A)= (A)(1)+(A)(2)		5	24644300			24644300	49.29	24644300		24644300	49.29
B	Table III - Statement showing shareholding pattern of the Public shareholder										
(1)	Institutions										
( 3 )	Non-institutions										
(a(i))	Individuals - i. Individual shareholders holding nominal share capital up to Rs. 2 lakhs.	579	98345			98345	0.2	98345		98345	0.2
(a(ii))	Individuals - ii. Individual shareholders holding nominal share capital in excess of Rs. 2 lakhs.	26	25212549			25212549	50.43	25212549		25212549	50.43
(e)	Any Other (specify )	26	44806			44806	0.09	44806		44806	0.09
Sub-Total (B)(3)		631	25355700			25355700	50.71	25355700		25355700	50.71
Total Public Shareholding (B)=(B)(1)+(B)(2)+(B)(3)		631	25355700			25355700	50.71	25355700		25355700	50.71
C	Table IV - Statement showing shareholding pattern of the Non Promoter- Non Public shareholder										
Total ( A+B+C2 )		636	50000000			50000000	100	50000000		50000000	100
Total (A+B+C )		636	50000000			50000000	100	50000000		50000000	100







Table II - Statement showing shareholding pattern of the Promoter and Promoter Group									
Sr.	No. Of Shares Underlying Outstanding convertible securities (X)	No. of Shares Underlying Outstanding Warrants (Xi)	No. Of Shares Underlying Outstanding convertible securities and No. Of Warrants (Xi) (a)	Shareholding , as a % assuming full conversion of convertible securities ( as a percentage of diluted share capital) (X1)= (VII)+(X) As a % of (A+B+C2)	Number of Locked in shares (XII)		Number of Shares pledged or otherwise encumbered (XIII)		Number of equity shares held in dematerialized form (XIV)
					No. (a)	As a % of total Shares held (b)	No. (a)	As a % of total Shares held (b)	
A	Table II - Statement showing shareholding pattern of the Promoter and Promoter Group								
(1)	Indian								
(a)				49.29	23626400	95.87			24644300
Sub-Total (A) (1)				49.29	23626400	95.87			24644300
(2)	Foreign								
Total Shareholding of Promoter and Promoter Group (A)= (A)(1)+(A)(2)				49.29	23626400	95.87			24644300
B	Table III - Statement showing shareholding pattern of the Public shareholder								
(1)	Institutions								
( 3 )	Non-institutions								
(a(i))				0.2	0	0			95841
(a(ii))				50.43	21915854	86.92			24819918
(e)				0.09	0	0			44806
Sub-Total (B) (3)				50.71	21915854	86.43			24960565
Total Public Shareholding (B)=(B)(1)+(B)(2)+(B)(3)				50.71	21915854	86.43			24960565
C	Table IV - Statement showing shareholding pattern of the Non Promoter- Non Public shareholder								
Total ( A+B+C2 )				100	45542254	91.08			49604865
Total (A+B+C )				100	45542254	91.08			49604865





Individuals/Hindu undivided Family						
Serial No.	1	2	3	4	5	
Name of the Shareholders (I)	NAVINCHANDRA D PATEL	PATEL HITESHKUMAR GAURISHANKAR	PATEL JATINKUMAR RAMANBHAI	PATEL MANJULABEN GAURISHANKAR	PATEL RAVIKUMAR GAURISHANKAR	Click here to go back
PAN (II)	AHKPP9016G	ASZPP4210E	AWRPP3066G	BEUPP6393E	ASZPP4552H	Total
No. of fully paid up equity shares held (IV)	3262000	8040000	3260000	2182300	7900000	24644300
No. Of Partly paid-up equity shares held (V)						
No. Of shares underlying Depository Receipts (VI)						
Total nos. shares held (VII) = (IV)+ (V)+ (VI)	3262000	8040000	3260000	2182300	7900000	24644300
Shareholding as a % of total no. of shares (calculated as per SCRR, 1957) (VIII) As a % of (A+B+C2)	6.52	16.08	6.52	4.36	15.8	49.29
Number of Voting Rights held in each class of securities (IX)						
Class eg: X	3262000	8040000	3260000	2182300	7900000	24644300
Class eg: y						
Total	3262000	8040000	3260000	2182300	7900000	24644300
Total as a % of Total Voting rights	6.52	16.08	6.52	4.36	15.8	49.29
No. Of Shares Underlying Outstanding convertible securities (X)						
No. of Shares Underlying Outstanding Warrants (Xi)						
No. Of Shares Underlying Outstanding convertible securities and No. Of Warrants (Xi) (a)						
Shareholding , as a % assuming full conversion of convertible securities (as a percentage of diluted share capital) (XI)= (VII)+(Xi)(a) As a % of (A+B+C2)	6.52	16.08	6.52	4.36	15.8	49.29
Number of Locked in shares (XII)						
No. (a)	3262000	8040000	3260000	1164400	7900000	23626400
As a % of total Shares held (b)	100	100	100	53.36	100	95.87
Number of Shares pledged or otherwise encumbered (XIII)						
No. (a)						



10/5/2018

CG Report\_05102018.html

As a % of total Shares held (b)						
Number of equity shares held in dematerialized form (XIV)	3262000	8040000	3260000	2182300	7900000	24644300
Reason for not providing PAN						
Reason for not providing PAN						
Shareholder type	Promoter	Promoter	Promoter	Promoter	Promoter	





Individuals - ii. Individual shareholders holding nominal share capital in excess of Rs. 2 lakhs.							
Serial No.	1	2	3	4	5	6	7
Name of the Shareholders (I)	JAYANTILAL MULCHANDBHAI PATEL	RAJESHKUMAR PRABHUDASBHAI PATEL	SURESHBHAI HIRABHAI PATEL	VASANTBHAI MULCHANDBHAI PATEL	PATEL KANAKKUMAR V	JIGNESH RAMANLAL PATEL	PARICHAY KUMAR MAGANBHAI PATEL
PAN (II)	ABEPP0842L	ALPPP7105F	AOCPP6701R	AZKPP7249K	ARZPP0746L	ANYPP2520K	ALPPP7103D
No. of fully paid up equity shares held (IV)	2150725	2565673	2189385	2155298	2190581	2209100	2340757
No. Of Partly paid-up equity shares held (V)							
No. Of shares underlying Depository Receipts (VI)							
Total nos. shares held (VII) = (IV)+ (V)+ (VI)	2150725	2565673	2189385	2155298	2190581	2209100	2340757
Shareholding as a % of total no. of shares (calculated as per SCRR, 1957) (VIII) As a % of (A+B+C2)	4.3	5.13	4.38	4.31	4.38	4.42	4.68
Number of Voting Rights held in each class of securities (IX)							
Class eg: X	2150725	2565673	2189385	2155298	2190581	2209100	2340757
Class eg: y							
Total	2150725	2565673	2189385	2155298	2190581	2209100	2340757
Total as a % of Total Voting rights	4.3	5.13	4.38	4.31	4.38	4.42	4.68
No. Of Shares Underlying Outstanding convertible securities (X)							
No. of Shares Underlying Outstanding Warrants (Xi)							
No. Of Shares Underlying Outstanding convertible securities and No. Of Warrants (Xi) (a)							
Shareholding, as a % assuming full conversion of convertible securities (as a percentage of diluted share capital) (XI)= (VII)+(X) As	4.3	5.13	4.38	4.31	4.38	4.42	4.68

10/5/2018

CG Report\_05102018.html

a % of (A+B+C2)							
Number of Locked in shares (XII)							
No. (a)	2150725	2565673	2189385	2155298	2189561	2209100	2340757
As a % of total Shares held (b)	100	100	100	100	99.95	100	100
Number of equity shares held in dematerialized form (XIV)	2150725	2565673	2189385	2155298	2190581	2209100	2340757
Reason for not providing PAN							
Reason for not providing PAN							





Individuals - ii. Individual shareholders holding nominal share capital in excess of Rs. 2 lakhs.				
Serial No.	8	9	10	
Name of the Shareholders (I)	ASHWIN MAGANBHAI PATEL	PATEL SHANKARBHAI KODARBHAI	SURESHKUMAR RAMJI BAHU PATEL	<a href="#">Click here to go back</a>
PAN (II)	AFTPP5511M	AIBPP6915E	ALEPP1393C	Total
No. of fully paid up equity shares held (IV)	745636	2331480	2338441	21217076
No. Of Partly paid-up equity shares held (V)				
No. Of shares underlying Depository Receipts (VI)				
Total nos. shares held (VII) = (IV)+ (V)+ (VI)	745636	2331480	2338441	21217076
Shareholding as a % of total no. of shares (calculated as per SCRR, 1957) (VIII) As a % of (A+B+C2)	1.49	4.66	4.68	42.43
Number of Voting Rights held in each class of securities (IX)				
Class eg. X	745636	2331480	2338441	21217076
Class eg. y				
Total	745636	2331480	2338441	21217076
Total as a % of Total Voting rights	1.49	4.66	4.68	42.43
No. Of Shares Underlying Outstanding convertible securities (X)				
No. of Shares Underlying Outstanding Warrants (Xi)				
No. Of Shares Underlying Outstanding convertible securities and No. Of Warrants (Xi) (a)				
Shareholding , as a % assuming full conversion of convertible securities (as a percentage of diluted share capital) (XI)= (VII)+(X) As a % of (A+B+C2)	1.49	4.66	4.68	42.43
Number of Locked in shares (XII)				
No. (a)	745434	2331480	2338441	21215854
As a % of total Shares held (b)	99.97	100	100	99.99
Number of equity shares held in	745636	2331480	2338441	21217076



10/5/2018

CG Report\_05102018.html

dematerialized form (XIV)				
Reason for not providing PAN				
Reason for not providing PAN				

*Hfuty*





Any Other (specify)					
Serial No.	1	2	3	4	
Category	Bodies Corporate	Non-Resident Indian (NRI)	Non-Resident Indian (NRI)	HUF	
Category / More than 1 percentage	Category	Category	Category	Category	
Name of the Shareholders (I)					<a href="#">Click here to go back</a>
PAN (II)					Total
No. of the Shareholders (I)	23	1	1	1	26
No. of fully paid up equity shares held (IV)	44146	35	125	500	44806
No. Of Partly paid-up equity shares held (V)					
No. Of shares underlying Depository Receipts (VI)					
Total nos. shares held (VII) = (IV)+ (V)+ (VI)	44146	35	125	500	44806
Shareholding as a % of total no. of shares (calculated as per SCRR, 1957) (VIII) As a % of (A+B+C2)	0.09	0	0	0	0.09
Number of Voting Rights held in each class of securities (IX)					
Class eg: X	44146	35	125	500	44806
Class eg: y					
Total	44146	35	125	500	44806
Total as a % of Total Voting rights	0.09	0	0	0	0.09
No. Of Shares Underlying Outstanding convertible securities (X)					
No. of Shares Underlying Outstanding Warrants (Xi)					
No. Of Shares Underlying Outstanding convertible securities and No. Of Warrants (Xi) (a)					
Shareholding , as a % assuming full conversion of convertible securities (as a percentage of diluted share capital) (XI)= (VII)+(X) As a % of (A+B+C2)	0.09	0	0	0	0.09
Number of Locked in shares (XII)					
No. (a)	0	0	0	0	0




10/5/2018

CG Report\_05102018.html

As a % of total Shares held (b)	0	0	0	0	0
Number of equity shares held in dematerialized form (XIV)	44146	35	125	500	44806
Reason for not providing PAN					
Reason for not providing PAN					

*Prateek*

